

How to attend Paper Presentations

Step 1

Make sure you Zoom is up to date!

- Desktop client or mobile app: version **5.3.0** or higher.
- ChromeOS: version **5.0.0 (4241.1207)** or higher

Step 2

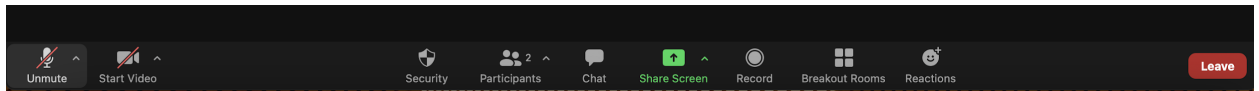
Join the Meeting link.

<https://concordia-ca.zoom.us/j/85669740298?pwd=TG53eEljaXpWOC96dWVPK1grZDF3dz09>

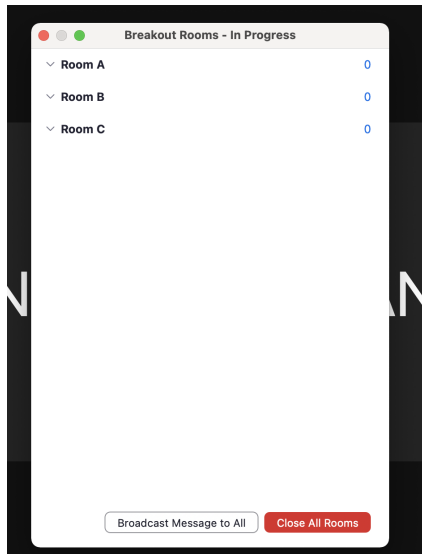
Step 3

Once in the MEETING, join in the ROOM you like.

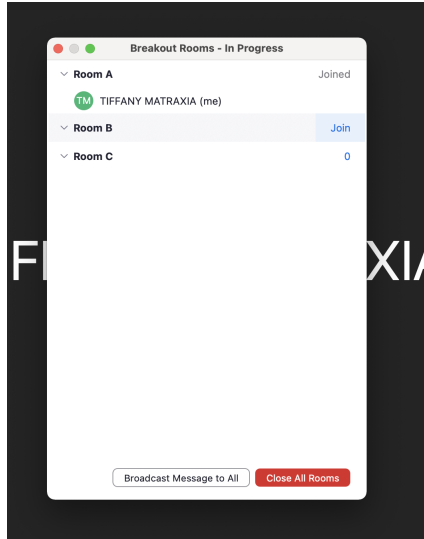
1. Click the **Breakout Rooms** option in your meeting controls.



2. This will display the list of open breakout rooms created by the host.



3. Click **Join** next to the Breakout Room you wish to participate in, then confirm by clicking **Join** again.



4. Repeat as necessary to join other breakout rooms or click **Leave Room** to return to the main session.

